

## XBO R $\leq$ 450W with Reflector



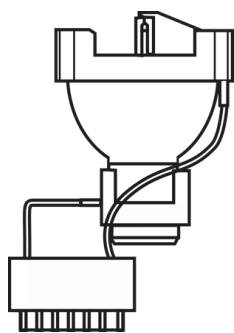
### Areas of application

- Endoscopy
- Microscopy
- Surgical Headlamps
- Fiber Illumination
- Solar Simulation
- Imaging & Scanning

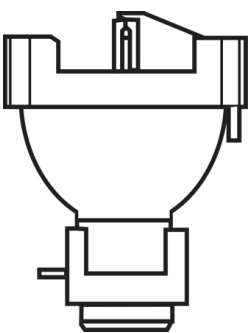
### Product features and benefits

- High luminance / radiance with intense point source
- Color temperature approximately 6000 K (daylight) consistent through the life of the lamp
- High color rendering index:  $R_a >$
- High arc stability
- High arc stability
- Hot restart capability
- Dimmable over a wide range
- Long lamp life

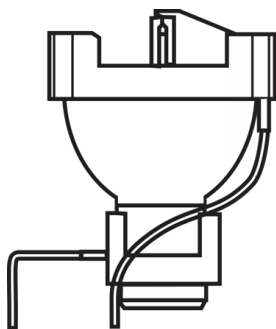




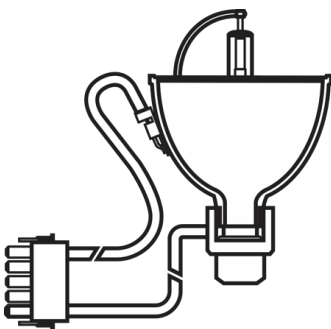
XBO XENON SHORT ARC LAMPS



XBO XENON SHORT ARC LAMPS



XBO XENON SHORT ARC LAMPS



XBO XENON SHORT ARC LAMPS

Product family datasheet

Technical data

Product description	Electrical Data			
	Nominal wattage	Lamp voltage	Lamp current	Type of current
XBO R 100 W/45 C <sup>1)</sup>	100 W	12...14 V <sup>2)</sup>	7.0...7.4 A	DC
XBO R 100 W/45 OFR <sup>1)</sup>	100 W	12...14 V <sup>2)</sup>	7.0...7.4 A	DC
XBO R 101 W/45 C OFR <sup>1)</sup>	101 W	12...14 V <sup>2)</sup>	7.0...7.4 A	DC
XBO R 180 W/45 <sup>1)</sup>	180 W	12.8...14.8 V <sup>2)</sup>	11.75...12.25 A	DC
XBO R 180 W/45 C OFR <sup>1)</sup>	180 W	12.8...14.8 V <sup>2)</sup>	11.75...12.25 A	DC
XBO R 181 W/45 C <sup>1)</sup>	181 W	12.8...14.8 V <sup>2)</sup>	11.75...12.25 A	DC
XBO R 300 W/60 C OFR <sup>1)</sup>	300 W	16...20 V <sup>2)</sup>	18.0 A	DC

Product description	Operating Conditions			
	Cooling			
XBO R 100 W/45 C <sup>1)</sup>	Forced			
XBO R 100 W/45 OFR <sup>1)</sup>	Forced			
XBO R 101 W/45 C OFR <sup>1)</sup>	Forced			
XBO R 180 W/45 <sup>1)</sup>	Forced			
XBO R 180 W/45 C OFR <sup>1)</sup>	Forced			
XBO R 181 W/45 C <sup>1)</sup>	Forced			
XBO R 300 W/60 C OFR <sup>1)</sup>	Forced			

<sup>1)</sup> OFR = Ozone-free version

<sup>2)</sup> Initial voltage range

## Product family datasheet

---

### Safety advice

Because of their high luminance, UV radiation and high internal pressure in both the hot and cold state, XBO lamps must only be operated in appropriate enclosed casings. Always use the protective jackets supplied when handling these lamps. They may only be used as open lamps if appropriate safety measures are taken. More information is available on request or can be found in the leaflet included with the lamp or the operating instructions.

---

### Application advice

For more detailed application information and graphics please see product datasheet.

---

### Disclaimer

Subject to change without notice. Errors and omission excepted. Always make sure to use the most recent release.