

Product family datasheet

ORIGINAL - GLASS WEDGE BASE

Original spare part



The cost-effective original spare parts for motorcycles

The ORIGINAL signal lamps with glass wedge bases can be used as original spare parts for your motorcycle. A large number of applications is possible: Position and parking lights, indicator, brake, fog and reversing lights, instrument and switch lighting, and much more.



Product family datasheet

Technical data

Product description	Electrical Data					Photometric Data
	Power input	Nominal voltage	Nominal wattage	Power input tolerance	Test voltage	Nominal luminous flux
ORIGINAL - WEDGE BASE W16W	19.4 W	12.8 V	16 W	±10 %	13.5 V	310 lm
ORIGINAL - WEDGE BASE WY16W	19.4 W	12.8 V	16 W	±10 %	13.5 V	190 lm
ORIGINAL - WEDGE BASE W2,3W	2.3 W	12 V	2 W	±8 %	13.5 V	18.6 lm
ORIGINAL - WEDGE BASE W21/5W	25 / 6 W	12 V	21/5 W	±6 / ±10 %	13.5 V	440/35 lm
ORIGINAL - WEDGE BASE W3W	3 W	12 V	3 W	±10 %	13.5 V	22 lm
ORIGINAL - WEDGE BASE W21W	25 W	12 V	21 W	±6 %	13.5 V	460 lm
ORIGINAL - WEDGE BASE W5W	5 W	13.5 V	5 W	±10 %	13.5 V	50 lm
ORIGINAL - WEDGE BASE WY21W ¹⁾	25 W	12 V	21 W	±6 %	13.5 V	280 lm
ORIGINAL - WEDGE BASE 2721	1.22 W	12 V	1 W	±15 %	13.5 V	7.5 lm
ORIGINAL - WEDGE BASE 2722	2 W	12 V	2 W	±15 %	13.5 V	12 lm
ORIGINAL - WEDGE BASE 2820	2.2 W	12 V	2 W	±10 %	13.5 V	13.5 lm

Product description	Physical Attributes & Dimensions			Lifetime Data
	Lamp base	Length	Diameter	Lifespan B3
ORIGINAL - WEDGE BASE W16W	W2.1x9.5d	38.0 mm	16.0 mm	400 hr
ORIGINAL - WEDGE BASE WY16W	W2.1x9.5d	38.0 mm	16.0 mm	400 hr
ORIGINAL - WEDGE BASE W2,3W	W2x4.6d	20.0 mm	5 mm	350 hr
ORIGINAL - WEDGE BASE W21/5W	W3x16q	47.5 mm	20.0 mm	250 / 600 hr ²⁾
ORIGINAL - WEDGE BASE W3W	W2.1x9.5d	26.8 mm	10.3 mm	1300 hr
ORIGINAL - WEDGE BASE W21W	W3x16d	47.5 mm	20.0 mm	400 hr
ORIGINAL - WEDGE BASE W5W	W2.1x9.5d	26.8 mm	10.0 mm	350 hr
ORIGINAL - WEDGE BASE WY21W ¹⁾	WX3x16d	47.5 mm	20.0 mm	400 hr
ORIGINAL - WEDGE BASE 2721	W2x4.6d	20.0 mm	5 mm	500 hr
ORIGINAL - WEDGE BASE 2722	W2x4.6d	20.0 mm	5 mm	1300 hr
ORIGINAL - WEDGE BASE 2820	W2.1x9.5d	26.8 mm	10.0 mm	600 hr

Product family datasheet

Product description	Lifespan Tc	Certificates & standards	Environmental & Regulatory Information Information according Art. 33 of EU Regulation (EC) 1907/2006 (REACH)		
		ECE category	Primary article identifier	Candidate list substance 1	Declaration no. in SCIP database
ORIGINAL - WEDGE BASE W16W	1000 hr	W16W	4062172374941 4062172396486 4062172374972 4062172396462 4062172436489 4006584393763 4052899135826 4052899406933 4052899250550 4052899444676 4008321298027 4008321349507 4008321100948	No declarable substances contained	No declarable substances contained
ORIGINAL - WEDGE BASE WY16W	1000 hr	WY16W	4062172080286 4052899230460 4062172080262	No declarable substances contained	No declarable substances contained
ORIGINAL - WEDGE BASE W2,3W	1200 hr	W2,3W	4008321012968 4008321094834	No declarable substances contained	No declarable substances contained
ORIGINAL - WEDGE BASE W21/5W	500 / 1600 hr ²⁾	W21/5W	4062172396387 4052899324312 4052899417892 4062172345415 4052899324589 4062172396400	No declarable substances contained	No declarable substances contained
ORIGINAL - WEDGE BASE W3W	4000 hr	W3W	4052899265578 4052899560833 4050300925745 4052899560802 4062172395847 4050300838663 4050300888187 4050300888231 4052899418813 4052899560772 4062172395861	No declarable substances contained	No declarable substances contained
ORIGINAL - WEDGE BASE W21W	600 hr	W21W	4052899324244 4062172396288 4052899324565 4062172396264 4052899417878 4062172345392	No declarable substances contained	No declarable substances contained

Product family datasheet




Product description	Lifespan Tc	Certificates & standards	Environmental & Regulatory Information Information according Art. 33 of EU Regulation (EC) 1907/2006 (REACH)		
		ECE category	Primary article identifier	Candidate list substance 1	Declaration no. in SCIP database
ORIGINAL - WEDGE BASE W5W	1000 hr	W5W	4052899418837 4052899560291 4062172395885 4008321163578 4062172004862 4062172395908 4050300888712 4062172412094 4050300887951 4052899560338 4052899560987 4052899560956 4052899560895 4052899560369 4052899560864 4050300838632 4050300985558 4052899418851 4050300925684	No declarable substances contained	No declarable substances contained
ORIGINAL - WEDGE BASE WY21W ¹⁾	600 hr	WY21W	4008321165473 4062172345378 4062172396240 4062172294881	No declarable substances contained	No declarable substances contained
ORIGINAL - WEDGE BASE 2721	2000 hr	-	4008321163615 4008321019363 4052899418790 4008321012814 4008321193681 4050300925769 4050300838540 4062172395786 4052899501690 4062172395762	No declarable substances contained	No declarable substances contained
ORIGINAL - WEDGE BASE 2722	4000 hr	-	4052899407251 4008321032249 4008321094803 4050300925783	No declarable substances contained	No declarable substances contained
ORIGINAL - WEDGE BASE 2820	4000 hr	-	4050300888156 4052899560741 4052899560673 4008321094094	No declarable substances contained	No declarable substances contained

¹⁾ Amber lamp for clear indicators

²⁾ Filament 1

Product family datasheet

Download Data

File	
	User instruction GPRS_Safety symbols instructions
	Addon Technical Information Product Certificates AUX
	ref_pim_amsproduct360degreeimages ORIGINAL W5W 2825

Application advice

For more detailed application information and graphics please see product datasheet.

Disclaimer

Subject to change without notice. Errors and omission excepted. Always make sure to use the most recent release.

